



MADE IN INDONESIA

ABOUT US

PT. BLANTIKA WISNUTAMA


PT Blantika Wisnutama is a manufacturer and global export trading company established since 2009 has proven for more than a decade as the best company in distributing goods and services with the best quality and service, trusted and reliable

We trade a broad spectrum of commodities across industrial plastic packaging markets and have strong partnerships with the Indonesia's leading direct sources. Our team of **experienced professionals** tailor solutions to assist customers with their specific requirements, ensuring products and goods terms that best matchy our business cycles.




OUR MISSION

The best, trusted and growing global company.



OUR VISION

Inspired by Sustainability, Innovation and People, we joyously work with Passion, Heart and Drive to deliver our best by never giving up or accepting mediocre results.



OUR VALUE

Working with Integrity and High Ethical Standards
Transforming Entrepreneurship Leaning Enthusiastically
into Collaboration and Teamwork Seeking Solutions for
customer satisfaction.



blantika@blantikawisnutama.com
Plaza Summarecon Bekasi Level 7- Summarecon
Bekasi KA 001 Jl. Bulevar Ahmad Yani - Kota Bekasi,
Jawa Barat 17142, Indonesia

www.blantikaplast.com

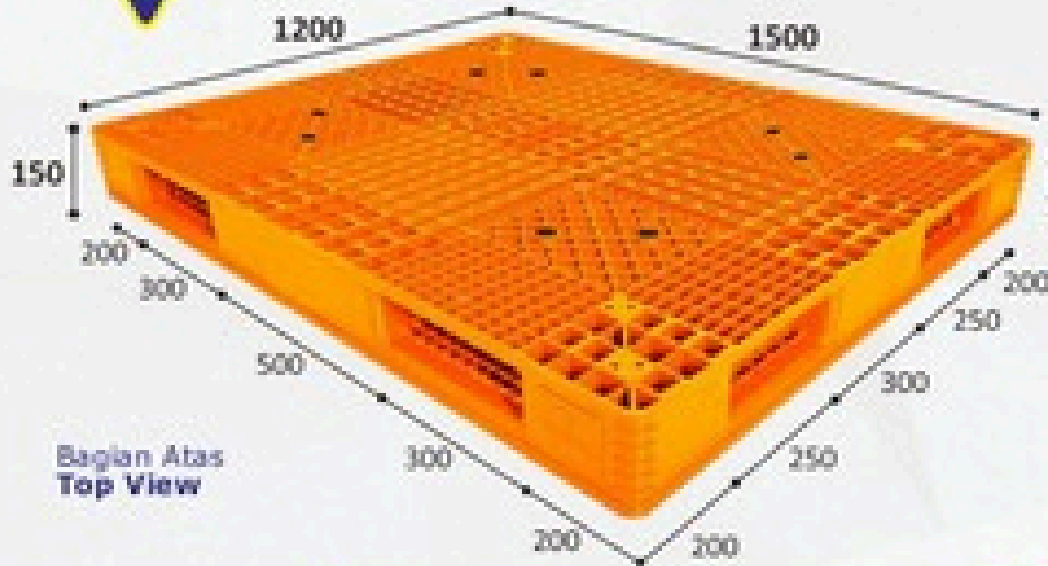
WHY CHOOSE US?

Our service management makes it easy for your entire company to work together from marketing, to customer service. Great packaging and service with the best price.

OUR PRODUCT

**CP 15.12-15
PRODUCT**

**Plastic Pallet Model
REVERSIBLE - R4**




Bagian Atas
Top View

HIGH QUALITY

MEDIUM QUALITY

LOAD CAPACITY

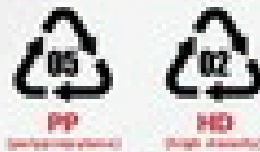
Static	Dinamis	Stacking	Drive-In	Selective
[16.000 kg]	[3.500 kg]	[7.000 kg]	[n/a]	[n/a]
[14.000 kg]	[3.000 kg]	[6.000 kg]	[n/a]	[n/a]



Bagian Bawah
Bottom View

Plastic Pallet 1500*1200*150 mm

PRODUK KAMI SUDAH
BERSERTIFIKASI



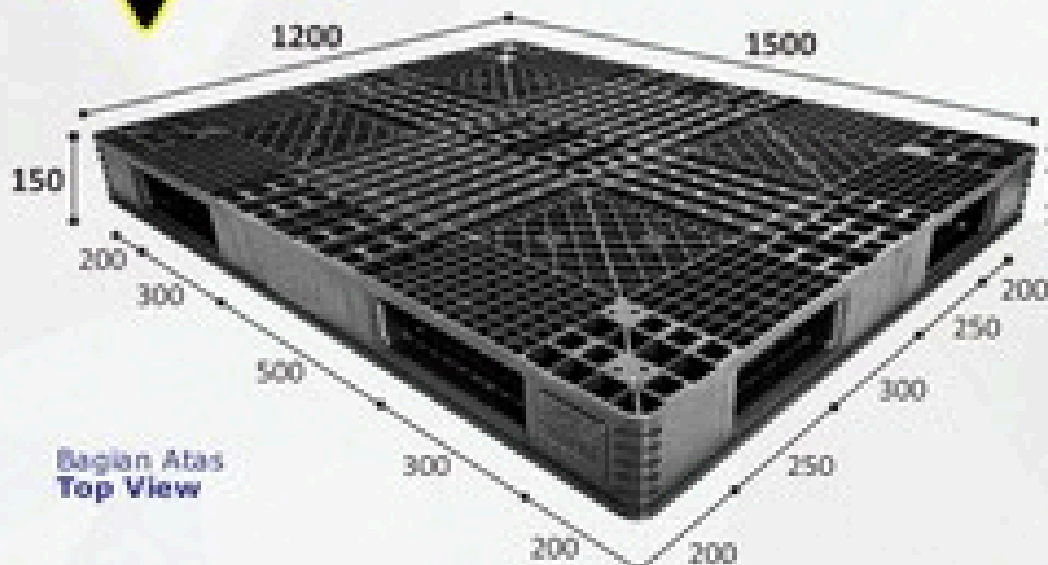
Arah Masuk Handling



[4-way] [n/a] [n/a]

**CP 15.12-15
PRODUCT**

**Plastic Pallet Model
REVERSIBLE - R4**



Bagian Atas
Top View

MEDIUM QUALITY

LOAD CAPACITY

Static	Dinamis	Stacking	Drive-In	Selective
[12.500 kg]	[2.500 kg]	[5.000 kg]	[n/a]	[n/a]



Bagian Bawah
Bottom View

Plastic Pallet 1500*1200*150 mm

PRODUK KAMI SUDAH
BERSERTIFIKASI



Arah Masuk Handling



[4-way] [n/a] [n/a]

TENTANG PALLET CP 15.12-15

- * Cocok untuk aplikasi beban **Stacking & Static**
- * Cocok untuk Industri Pupuk, Beras (Bulog), Pakan Ternak, Tepung, Gula, Kemasan Karung. Pallet Plastik **Heavy Duty**
- * Ready Stok Gudang Kami Warna (Biru & Hitam)
- * Minimum Order High Quality Warna **1.000 Pcs**

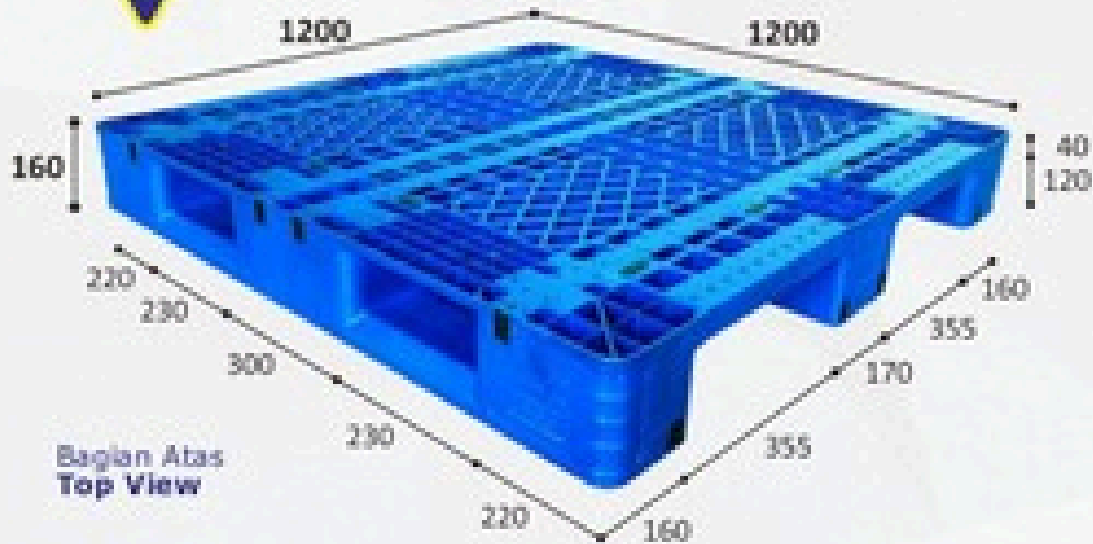
ESTIMASI MUATAN KIRIM CP 15.12-15

MUATAN COLD DIESEL P 416 x L 200 x T 220 cm	89 pcs
MUATAN FUSO STANDAR P 600 x L 245 x T 270 cm	144 pcs
MUATAN FUSO LONG P 820 x L 245 x T 270 cm	188 pcs
MUATAN CONTAINER 20' P 580 x L 230 x T 230 cm	87 pcs
MUATAN CONTAINER 40'HC P 1200 x L 230 x T 270 cm	248 pcs

OUR PRODUCT

CP 12.12-16 PRODUCT

Plastic Pallet Model SINGLE DECK - S4



Bagian Atas
Top View

HIGH QUALITY

MEDIUM QUALITY

Bagian Bawah
Bottom View




LOAD CAPACITY

Statis	Dinamis	Stacking	Drive-In	Selective
[9.000 kg]	[2.000 kg] standar [3.000 kg] bea 4 atas	[2.000 kg] standar [3.000 kg] bea 4 atas	[800 kg] standar [1.300 kg] bea 4 bawah	[1.100 kg] standar [1.600 kg] bea 4 bawah
[8.000 kg]	[1.750 kg] standar [2.500 kg] bea 4 atas	[1.750 kg] standar [2.500 kg] bea 4 atas	[700 kg] standar [1.200 kg] bea 4 bawah	[1.000 kg] standar [1.500 kg] bea 4 bawah

[optional RFID BOX]
[optional 8 SUPER METAL]

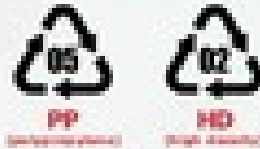
Arah Masuk Handling



[4-way] [2-way] [2-way]

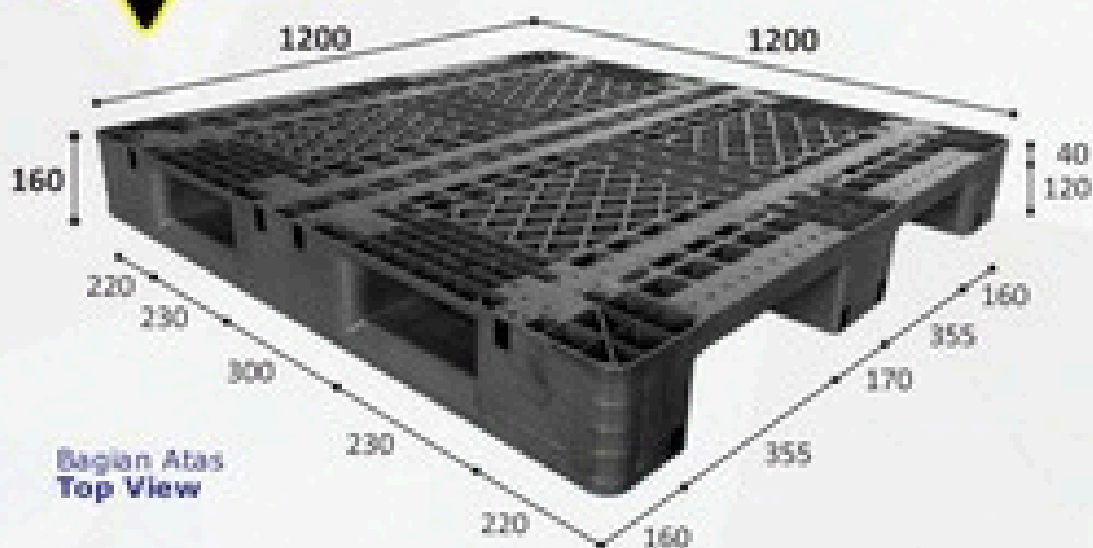
Plastic Pallet 1200*1200*160 mm

PRODUK KAMI SUDAH
BERSERTIFIKASI



CP 12.12-16 PRODUCT

Plastic Pallet Model SINGLE DECK - S4



Bagian Atas
Top View

MEDIUM QUALITY

Bagian Bawah
Bottom View



LOAD CAPACITY

Statis	Dinamis	Stacking	Drive-In	Selective
[7.000 kg]	[1.500 kg] standar [2.000 kg] bea 4 atas	[1.500 kg] standar [2.000 kg] bea 4 atas	[600 kg] standar [1.100 kg] bea 4 bawah	[900 kg] standar [1.400 kg] bea 4 bawah

[optional RFID BOX]
[optional 8 SUPER METAL]

Arah Masuk Handling



[4-way] [2-way] [2-way]

Plastic Pallet 1200*1200*160 mm

PRODUK KAMI SUDAH
BERSERTIFIKASI



TENTANG PALLET CP 12.12-16

- * Cocok untuk Racking ASRS, Shuttle & Drive-In
- * Cocok untuk Industri Kemasan Makanan & Minuman, Pertamina, Kemasan Drum, Jumbo Bag. Pallet Plastik Heavy Duty
- * Ready Stok Gudang Kami Warna ■■ (Biru & Hitam)
- * Minimum Order High Quality Warna ■■■■ 1.000 Pcs

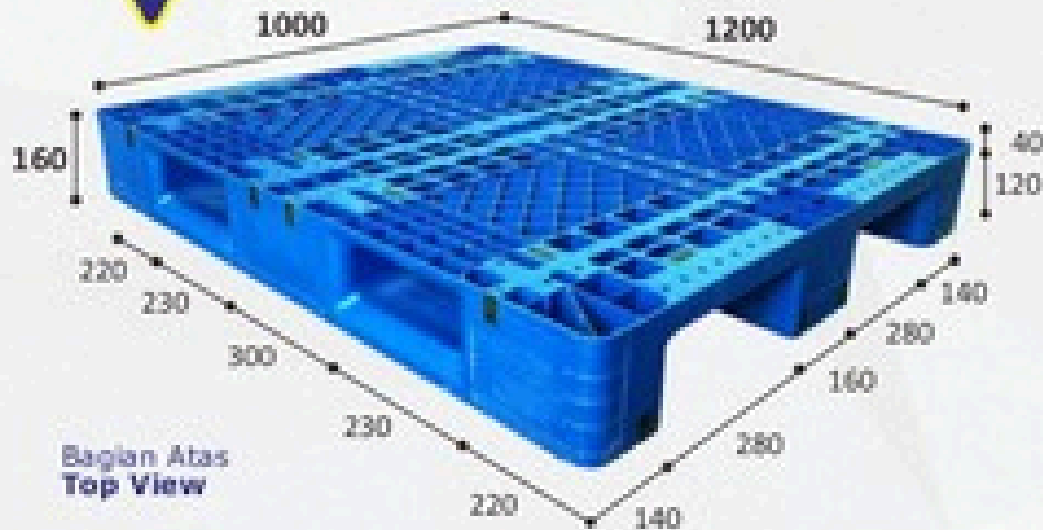
ESTIMASI MUATAN KIRIM CP 12.12-16

MUATAN COLD DIESEL P 416 x L 200 x T 220 cm	88 pcs
MUATAN FUSO STANDAR P 600 x L 245 x T 270 cm	208 pcs
MUATAN FUSO LONG P 820 x L 245 x T 270 cm	262 pcs
MUATAN CONTAINER 20' P 580 x L 230 x T 230 cm	134 pcs
MUATAN CONTAINER 40'HC P 1200 x L 230 x T 270 cm	373 pcs

OUR PRODUCT

CP 12.10-16 PRODUCT


Plastic Pallet Model SINGLE DECK - S4



LOAD CAPACITY

	Statis	Dinamis	Stacking	Drive-In	Selective
HIGH QUALITY	[7.000 kg]	[1.500 kg] standar [2.500 kg] bea 4 atas	[1.500 kg] standar [2.500 kg] bea 4 atas	[750 kg] standar [1.250 kg] bea 4 bawah	[1.000 kg] standar [1.500 kg] bea 4 bawah
MEDIUM QUALITY	[6.500 kg]	[1.350 kg] standar [2.000 kg] bea 4 atas	[1.350 kg] standar [2.000 kg] bea 4 atas	[650 kg] standar [1.150 kg] bea 4 bawah	[900 kg] standar [1.400 kg] bea 4 bawah


Bagian Bawah
Bottom View



[optional RFID BOX]

[optional 8 SUPER METAL]

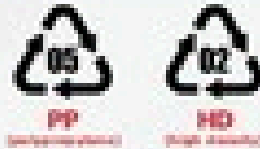
Arah Masuk Handling



[4-way] [2-way] [2-way]

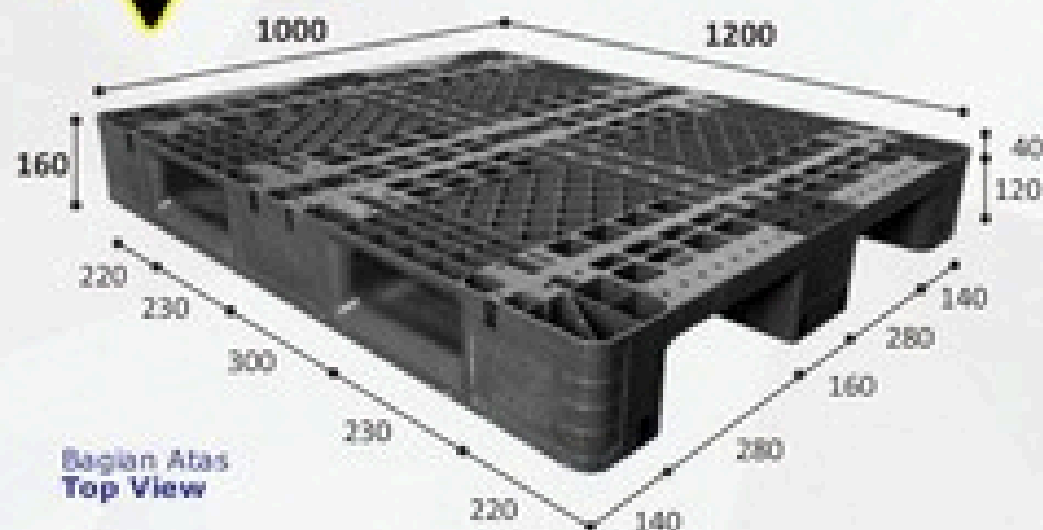
Plastic Pallet 1200*1000*160 mm

PRODUK KAMI SUDAH
BERSERTIFIKASI



CP 12.10-16 PRODUCT

Plastic Pallet Model SINGLE DECK - S4



LOAD CAPACITY

	Statis	Dinamis	Stacking	Drive-In	Selective
MEDIUM QUALITY	[6.000 kg]	[1.250 kg] standar [1.750 kg] bea 4 atas	[1.250 kg] standar [1.750 kg] bea 4 atas	[500 kg] standar [1.000 kg] bea 4 bawah	[800 kg] standar [1.300 kg] bea 4 bawah

Bagian Bawah
Bottom View



[optional RFID BOX]

[optional 8 SUPER METAL]


Arah Masuk Handling



[4-way] [2-way] [2-way]

Plastic Pallet 1200*1000*160 mm

PRODUK KAMI SUDAH
BERSERTIFIKASI



TENTANG PALLET CP 12.10-16

- * Cocok untuk Racking ASRS, Shuttle & Drive-In
- * Cocok untuk Industri Kemasan Makanan & Minuman
Kemasan Karton, Jumbo Bag. Pallet Plastik Medium Duty
- * Ready Stok Gudang Kami Warna ■■ (Biru & Hitam)
- * Minimum Order High Quality Warna ■■■■ 1.000 Pcs

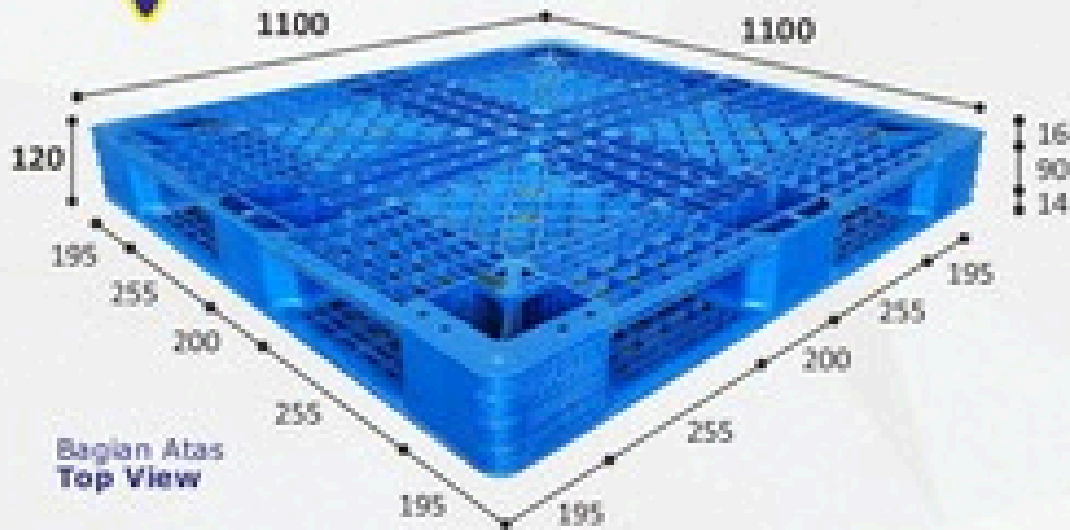
ESTIMASI MUATAN KIRIM CP 12.10-16

MUATAN COLD DIESEL P 416 x L 200 x T 220 cm	119 pcs
MUATAN FUSO STANDAR P 600 x L 245 x T 270 cm	250 pcs
MUATAN FUSO LONG P 820 x L 245 x T 270 cm	340 pcs
MUATAN CONTAINER 20' P 580 x L 230 x T 230 cm	196 pcs
MUATAN CONTAINER 40'HC P 1200 x L 230 x T 270 cm	490 pcs

OUR PRODUCT

CP 11.11-12 PRODUCT

Plastic Pallet Model DOUBLE DECK - D4



LOAD CAPACITY

	Statis	Dinamis	Stacking	Drive-In	Selective
HIGH QUALITY	[3.500 kg]	[1.500 kg]	[1.500 kg]	[n/a]	[n/a]
MEDIUM QUALITY	[3.250 kg]	[1.300 kg]	[1.300 kg]	[n/a]	[n/a]


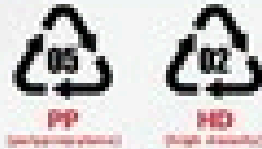
Bagian Bawah
Bottom View

Plastic Pallet 1100*1100*120 mm


PRODUK KAMI SUDAH
BERSERTIFIKASI



Certificate ISO Certificate TNOH




Arah Masuk Handling



[4-way] [4-way] [n/a]

CP 11.11-12 PRODUCT

Plastic Pallet Model DOUBLE DECK - D4



LOAD CAPACITY

	Statis	Dinamis	Stacking	Drive-In	Selective
MEDIUM QUALITY	[3.000 kg]	[1.300 kg]	[1.000 kg]	[n/a]	[n/a]


Bagian Bawah
Bottom View

Plastic Pallet 1100*1100*120 mm

PRODUK KAMI SUDAH
BERSERTIFIKASI



Certificate ISO Certificate TNOH



Arah Masuk Handling



[4-way] [4-way] [n/a]

TENTANG PALLET CP 11.11-12

- * Cocok untuk Export Pallet (Disposable)
- * Cocok untuk Industri Kemasan Karton, Jumbo Bag, Industri Ekspor & Impor barang. Pallet Plastik Light Duty
- * Ready Stok Gudang Kami Warna ■■ (Biru & Hitam)
- * Minimum Order High Quality Warna ■■■■ 1.000 Pcs

ESTIMASI MUATAN KIRIM CP 11.11-12

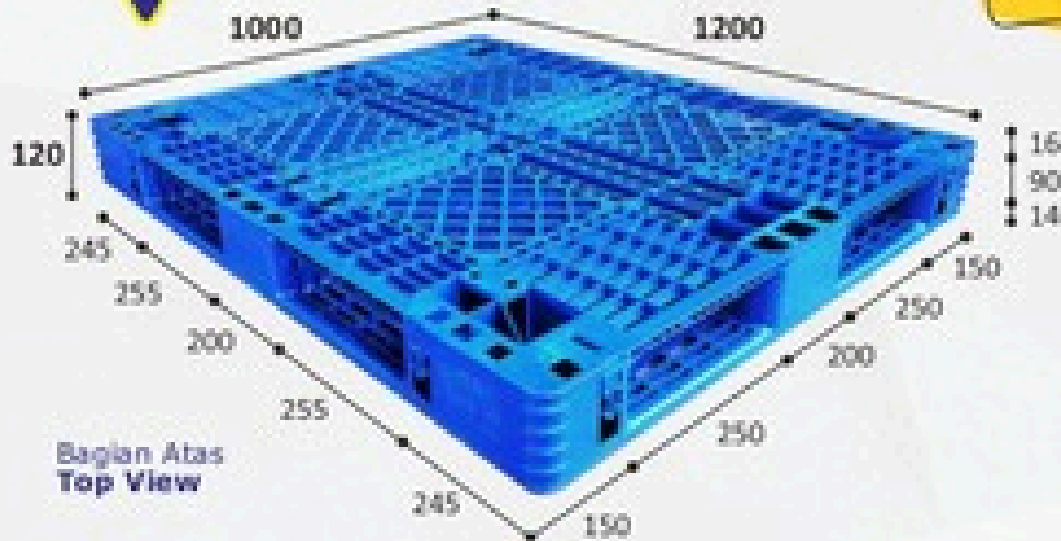
MUATAN COLD DIESEL P 416 x L 200 x T 220 cm	127 pcs
MUATAN FUSO STANDAR P 600 x L 245 x T 270 cm	256 pcs
MUATAN FUSO LONG P 820 x L 245 x T 270 cm	352 pcs
MUATAN CONTAINER 20' P 580 x L 230 x T 230 cm	212 pcs
MUATAN CONTAINER 40'HC P 1200 x L 230 x T 270 cm	498 pcs

OUR PRODUCT

**CP 12.10-12
PRODUCT**

**Plastic Pallet Model
DOUBLE DECK - D4**


**NEW
PRODUCT**



Bagian Atas
Top View

LOAD CAPACITY

Statis	Dinamis	Stacking	Drive-In	Selective
High Quality: 3.500 kg	High Quality: 1.500 kg	High Quality: 1.500 kg	n/a	n/a
Medium Quality: 3.250 kg	Medium Quality: 1.300 kg	Medium Quality: 1.300 kg	n/a	n/a



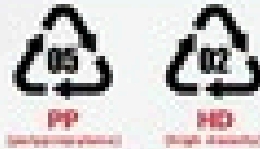
Bagian Bawah
Bottom View

Plastic Pallet 1200*1000*120 mm


PRODUK KAMI SUDAH
BERSERTIFIKASI



Certificate ISO Certificate TNOH



Arah Masuk Handling

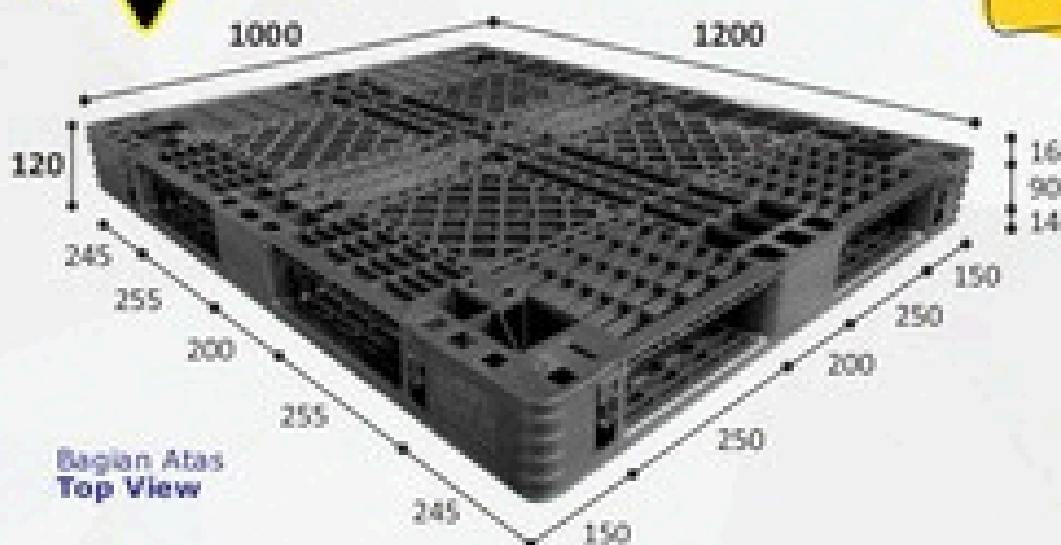


[4-way] [4-way] [n/a]

**CP 12.10-12
PRODUCT**

**Plastic Pallet Model
DOUBLE DECK - D4**


**NEW
PRODUCT**



Bagian Atas
Top View

LOAD CAPACITY

Statis	Dinamis	Stacking	Drive-In	Selective
Medium Quality: 3.000 kg	Medium Quality: 1.300 kg	Medium Quality: 1.000 kg	n/a	n/a



Bagian Bawah
Bottom View

Plastic Pallet 1200*1000*120 mm

PRODUK KAMI SUDAH
BERSERTIFIKASI



Certificate ISO Certificate TNOH



Arah Masuk Handling



[4-way] [4-way] [n/a]

TENTANG PALLET CP 12.10-12

- * Cocok untuk **Export Pallet (Disposable)**
- * Cocok untuk Industri Kemasan Karton, Jumbo Bag, Industri Ekspor & Impor barang. Pallet Plastik **Light Duty**
- * Ready Stok Gudang Kami Warna ■■ (Biru & Hitam)
- * Minimum Order High Quality Warna ■■■■ 1.000 Pcs

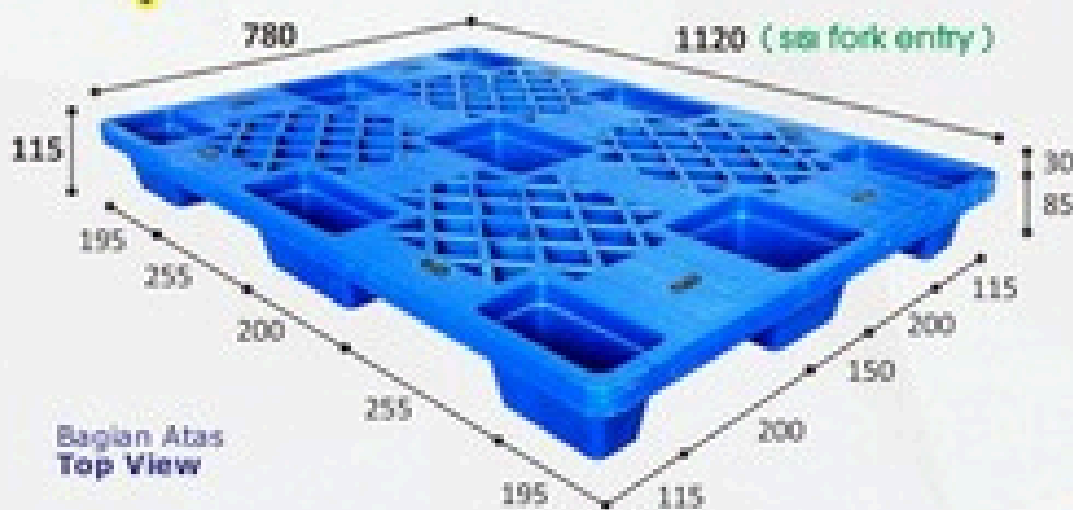
ESTIMASI MUATAN KIRIM CP 12.10-12

MUATAN COLD DIESEL P 416 x L 200 x T 220 cm	125 pcs
MUATAN FUSO STANDAR P 600 x L 245 x T 270 cm	250 pcs
MUATAN FUSO LONG P 820 x L 245 x T 270 cm	343 pcs
MUATAN CONTAINER 20' P 580 x L 230 x T 230 cm	184 pcs
MUATAN CONTAINER 40'HC P 1200 x L 230 x T 270 cm	476 pcs

OUR PRODUCT

**CP 11.78-11
PRODUCT**

**Plastic Pallet Model
SINGLE DECK - S2**



Bagian Atas
Top View

LOAD CAPACITY

Static	Dinamis	Stacking	Drive-In	Selective
[1.500 kg]	[750 kg] see fork entry	[750 kg] see fork entry	[n/a]	[n/a]
[1.250 kg]	[625 kg] see fork entry	[625 kg] see fork entry	[n/a]	[n/a]

Bagian Bawah
Bottom View




Plastic Pallet 1120*780*115 mm


PRODUK KAMI SUDAH
BERSERTIFIKASI



Certificate ISO Certificate TQDN



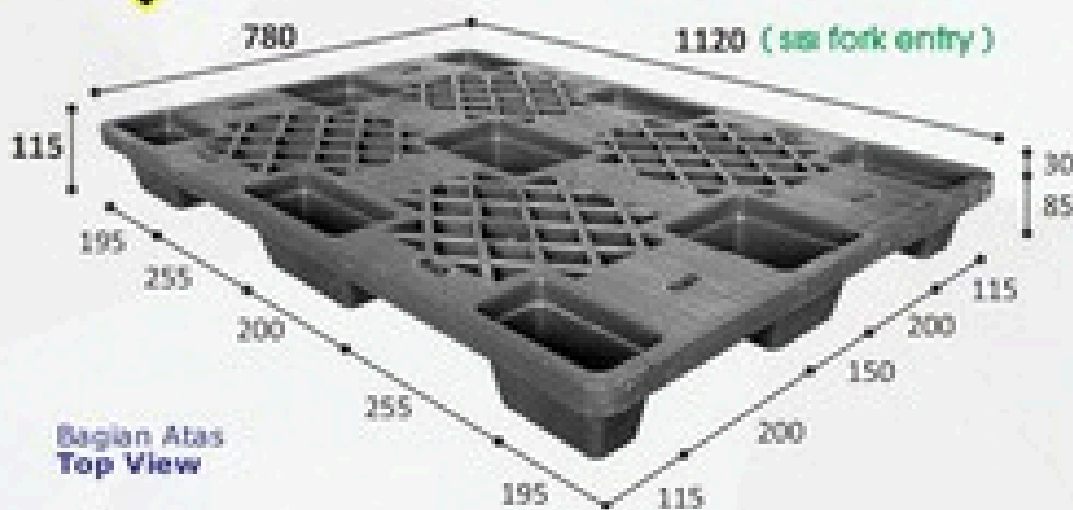
Arah Masuk Handling



[2-way] [2-way] [2-way]
see fork entry see fork entry see fork entry

**CP 11.78-11
PRODUCT**

**Plastic Pallet Model
SINGLE DECK - S2**




Bagian Atas
Top View

LOAD CAPACITY

Static	Dinamis	Stacking	Drive-In	Selective
[1.000 kg]	[500 kg] see fork entry	[500 kg] see fork entry	[n/a]	[n/a]

Bagian Bawah
Bottom View




Plastic Pallet 1120*780*115 mm

PRODUK KAMI SUDAH
BERSERTIFIKASI



Certificate ISO Certificate TQDN



Arah Masuk Handling



[2-way] [2-way] [2-way]
see fork entry see fork entry see fork entry


TENTANG PALLET CP 11.78-11

- * Cocok untuk Export Pallet (Disposable)
- * Cocok untuk Industri Kemasan Karton, Jumbo Bag, Industri Ekspor & Impor barang. Pallet Plastik Light Duty
- * Ready Stok Gudang Kami Warna ■■ (Biru & Hitam)
- * Minimum Order High Quality Warna ■■■■ 1.000 Pcs

ESTIMASI MUATAN KIRIM CP 11.78-11

MUATAN COLD DIESEL P 416 x L 200 x T 220 cm	480 pcs
MUATAN FUSO STANDAR P 600 x L 245 x T 270 cm	840 pcs
MUATAN FUSO LONG P 820 x L 245 x T 270 cm	1.200 pcs
MUATAN CONTAINER 20' P 580 x L 230 x T 230 cm	840 pcs
MUATAN CONTAINER 40'HC P 1200 x L 230 x T 270 cm	1.800 pcs

OUR PRODUCT



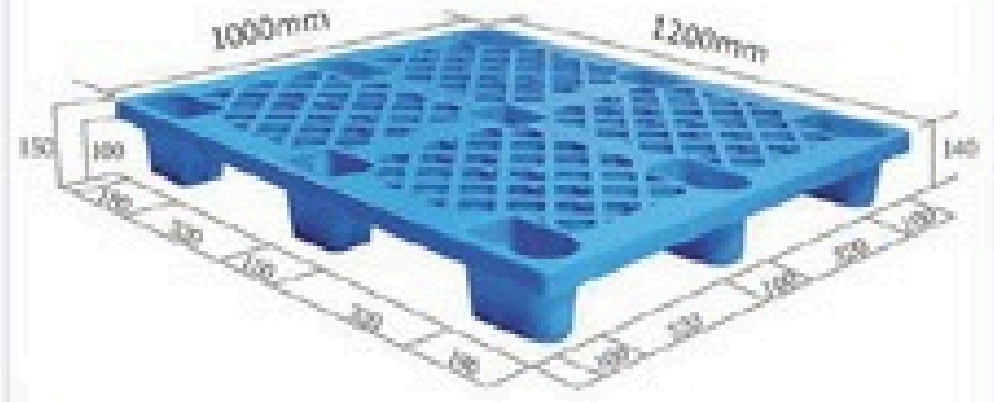
単位: mm

Palet plastik (tanpa tabung baja)

Beban dinamis: 0.5T Beban statis: 1T

Ukuran 1100 * 1100 * 140mm

Hanya dapat digunakan pada permukaan datar, bukan pada rak
Forklift dapat masuk dari arah mana saja



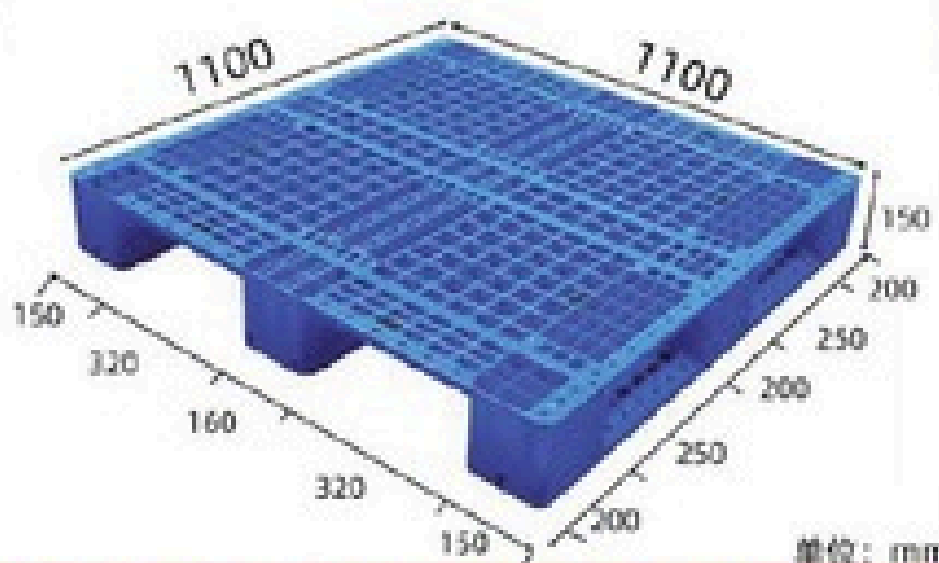
単位: mm

Palet plastik (tanpa tabung baja)

Beban dinamis: 0.5T Beban statis: 1T

Ukuran 1200 * 1000 * 140mm

Hanya dapat digunakan pada permukaan datar, bukan pada rak
Forklift dapat masuk dari arah mana saja




単位: mm

Palet plastik (tanpa tabung baja)

Beban dinamis: 1T Beban statis: 4T

Ukuran 1100 * 1100 * 150mm

Cocok untuk digunakan di rak dan tanah datar
Forklift dapat masuk dari arah mana saja



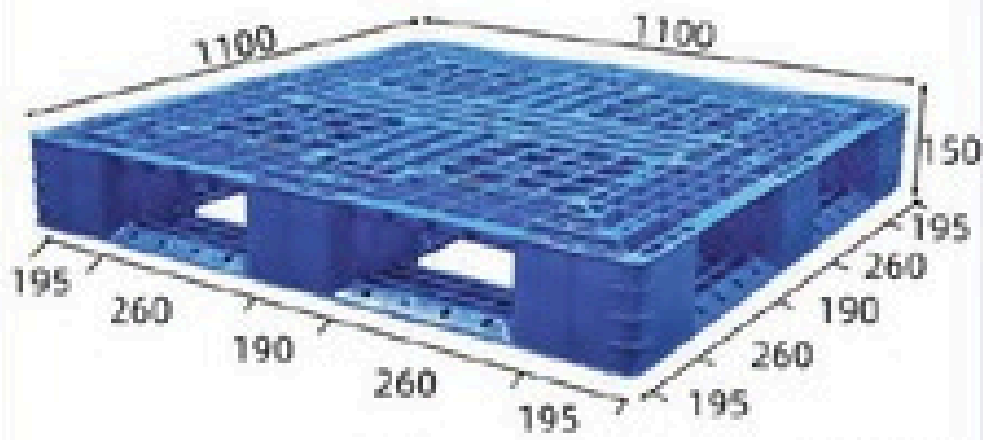
単位: mm

Palet plastik (tanpa tabung baja)

Beban dinamis: 1T Beban statis: 4T

Ukuran 1200 * 800 * 150mm

Cocok untuk digunakan di rak dan tanah datar
Forklift dapat masuk dari arah mana saja



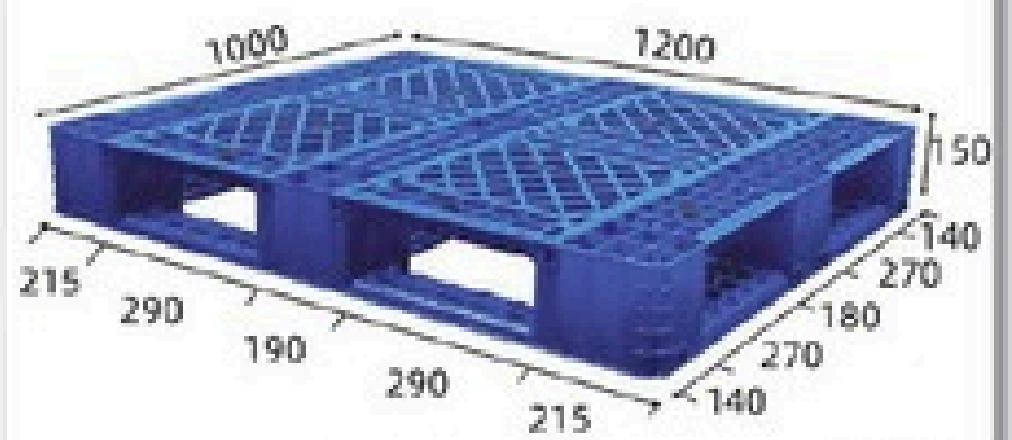
單位: mm

Palet plastik (tanpa tabung baja)

Beban dinamis: 1T Beban statis: 3T

Ukuran 1100 * 1100 * 150mm

Cocok untuk digunakan di rak dan tanah datar
Forklift dapat masuk dari arah mana saja



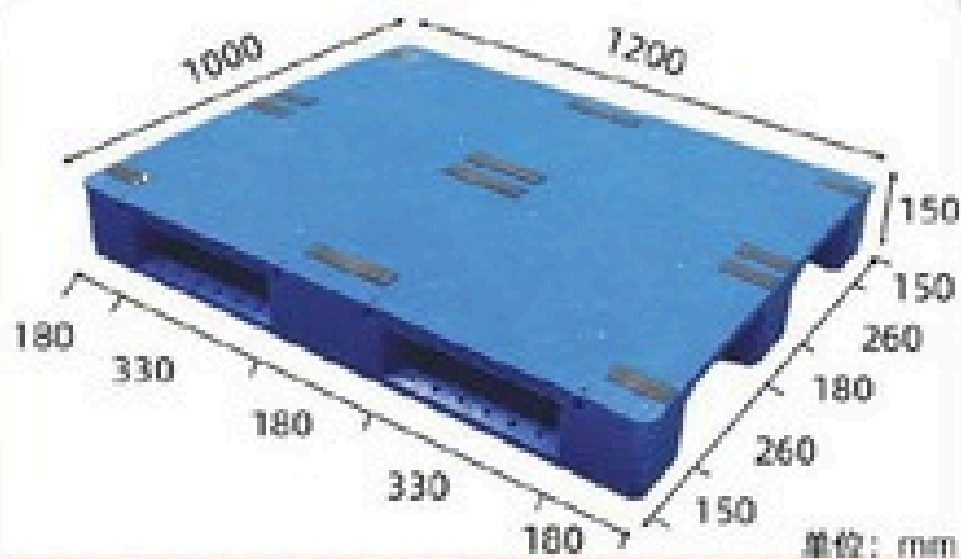
單位: mm

Palet plastik (tanpa tabung baja)

Beban dinamis: 1T Beban statis: 4T

Ukuran 1200 * 1000 * 150mm

Cocok untuk digunakan di rak dan tanah datar
Forklift dapat masuk dari arah mana saja



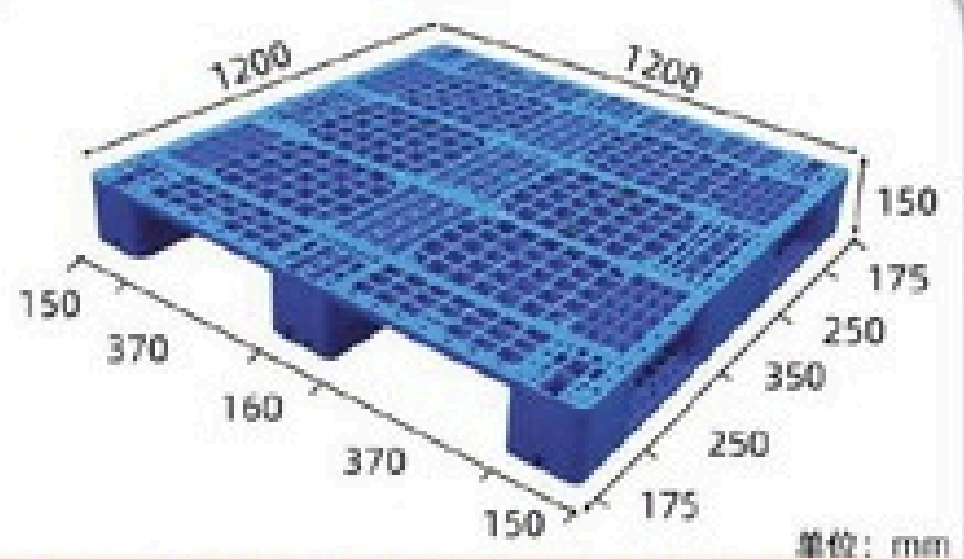
單位: mm

Palet plastik (tanpa tabung baja)

Beban dinamis: 1T Beban statis: 4T

Ukuran 1200 * 1000 * 150mm

Cocok untuk digunakan di rak dan tanah datar
Forklift dapat masuk dari arah mana saja



單位: mm

Palet plastik (tanpa tabung baja)

Beban dinamis: 1T Beban statis: 4T

Ukuran 1200 * 1200 * 150mm

Cocok untuk digunakan di rak dan tanah datar
Forklift dapat masuk dari arah mana saja

OUR PRODUCT



Dimensi eksternal 400*300*140mm
Dimensi internal 365*265*130mm




Dimensi eksternal 400*300*175mm
Dimensi internal 365*265*170mm



Dimensi eksternal 300*400*230mm
Dimensi internal 265*365*225mm



Dimensi eksternal 400*300*280mm
Dimensi internal 365*265*275mm



Dimensi eksternal 600*400*280mm
Dimensi internal 565*365*275mm




Dimensi eksternal 600*400*175mm
Dimensi internal 565*365*170mm



Dimensi eksternal 600*400*145mm
Dimensi internal 565*365*140mm



Dimensi eksternal 600*400*175mm
Dimensi internal 565*365*170mm




Dimensi eksternal 600*400*230mm
Dimensi internal 565*365*225mm



Dimensi eksternal 600*400*140mm
Dimensi internal 565*365*135mm



Dimensi eksternal 800*600*230mm
Dimensi internal 765*565*220mm



Dimensi eksternal 800*600*280mm
Dimensi internal 765*565*270mm



Dimensi eksternal 600*800*140mm
Dimensi internal 565*765*130mm

Penutup datar kotak logistik



1. Di sisi yang ditunjukkan berlawanan arah 2. Cocok untuk kotak logistik seri 600

Penutup datar kotak logistik



1. Di sisi yang ditunjukkan berlawanan arah 2. Cocok untuk kotak logistik seri 600

Penutup datar kotak logistik



1. Di sisi yang ditunjukkan berlawanan arah 2. Cocok untuk kotak logistik seri 600

Penutup datar kotak logistik




1. Di sisi yang ditunjukkan berlawanan arah 2. Cocok untuk kotak logistik seri 600

Penutup datar kotak logistik



1. Di sisi yang ditunjukkan berlawanan arah 2. Cocok untuk kotak logistik seri 600



Dimensi eksternal 600*400*155mm
Dimensi internal 560*370*150mm



Dimensi eksternal 600*400*160mm
Dimensi internal 565*365*150mm

OUR PRODUCT



Dimensi eksternal 600*600*110mm
Dimensi internal 530*560*90mm



Dimensi eksternal 600*600*110mm
Dimensi internal 530*560*90mm



Dimensi eksternal 600*725*110mm
Dimensi internal 530*525*90mm



Dimensi eksternal 1030*680*110mm
Dimensi internal 1000*630*90mm



Diameter Atas: 480mm
Diameter Bawah: 330mm
Tinggi pot plastik: 305mm
Kaliber internal 425mm



Diameter Atas: 540mm
Diameter Bawah: 400mm
Tinggi pot plastik: 355mm
Kaliber internal 483mm



Dimensi eksternal 600*400*120mm
Dimensi internal 560*360*110mm



Diameter Atas: 710mm
Diameter Bawah: 550mm
Tinggi pot plastik: 280mm
Kaliber internal 610mm



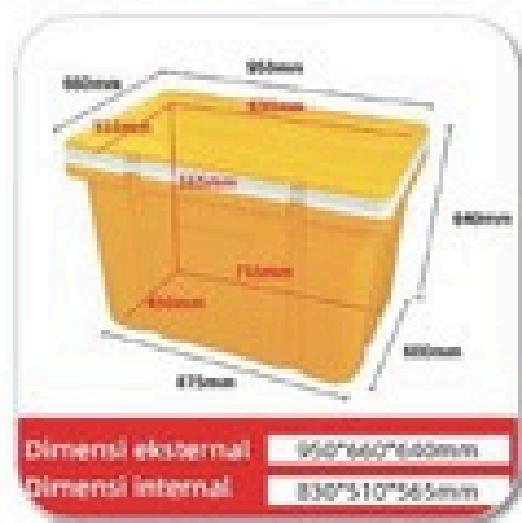
Diameter Atas: 710mm
Diameter Bawah: 550mm
Tinggi pot plastik: 280mm
Kaliber internal 610mm



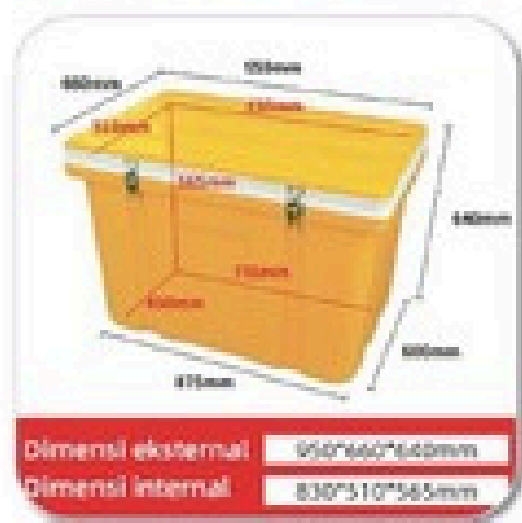
Diameter Atas: 710mm
Diameter Bawah: 550mm
Tinggi pot plastik: 280mm
Kaliber internal 610mm



Diameter Atas: 710mm
Diameter Bawah: 550mm
Tinggi pot plastik: 280mm
Kaliber internal 610mm




Dimensi eksternal 950*660*660mm
Dimensi internal 830*510*565mm



Dimensi eksternal 950*660*660mm
Dimensi internal 830*510*565mm



Dimensi eksternal 810*605*520mm
Dimensi internal 695*415*460mm



OUR PRODUCT



Specifications: 720*560*970mm

Wheels: distance 200mm, length 100mm

Special shaft: kaliber 22mm, length 614mm

Wall thickness

5mm



Specifications: 720*560*970mm

Wheels: distance 200mm, length 100mm

Special shaft: kaliber 22mm, length 614mm

Wall thickness

5mm

APPLICATION PALLETS



STATIC LOAD



STACKING LOAD



DYNAMIC LOAD



DROP TEST




DRIVE-IN RACKING LOAD



SELECTIVE RACKING LOAD

PRODUCTION CAPACITY 3000 Pallets/Day



Phone/WhatsApp
+62 811-8604-678



Office Address

Plaza Summarecon Bekasi Level 7-
Summarecon Bekasi KA 001 Jl. Ahmad Yani
Boulevard - Bekasi City, West Java 17142,



E-Mail
blantika@blantikawisnutama.com



Warehouse

Jababeka, Cikarang, Jl. Tekno Boulevard
Kawasan Industri Blok DP 5 F, Pasir Gombang,
Cikarang Utara, Bekasi regency, west Java 17530